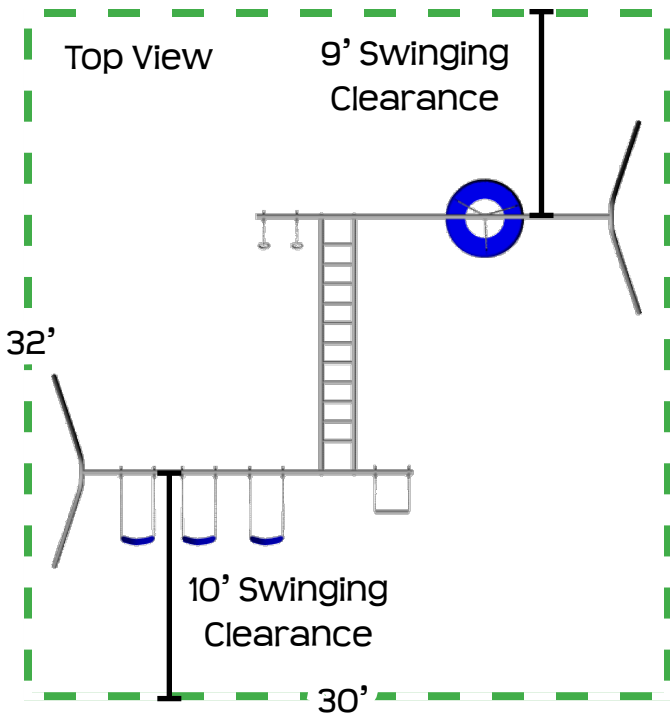
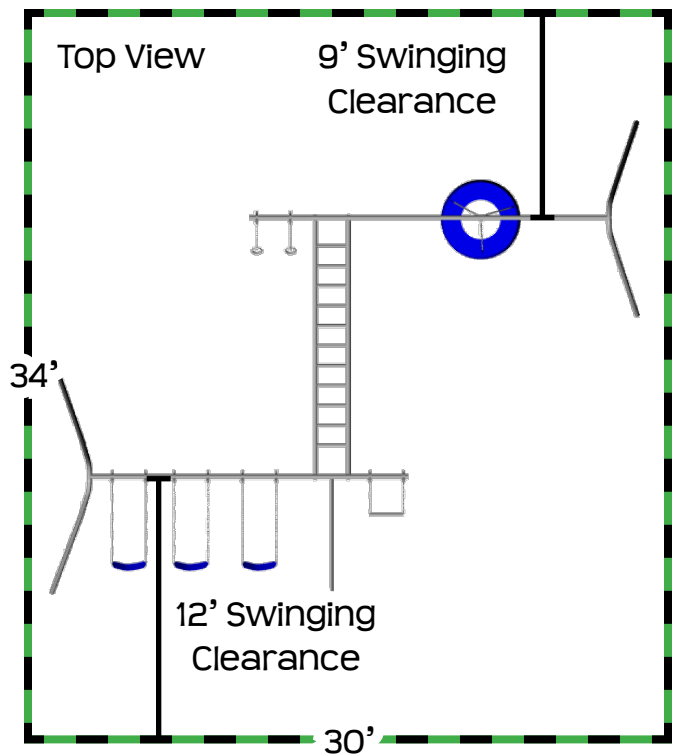


Playground At-a-Glance

SS47



SS47-10

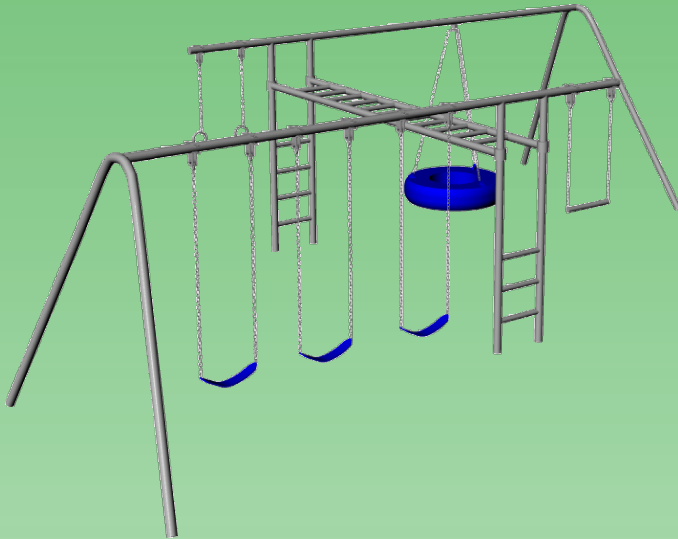


SS47	Feature	SS47-10
8'	Finished Swing Height	10'
8'	Finished Tire & Rings Height	8'
Adjustable	Horizontal Ladder Height	Adjustable
no	Third Leg	yes
26' x 25'	Ground Space	26' x 25'
30' x 32'	Residential Play Space	30' x 34'
5 1/2'	Swing Chain Length	7 1/2'
3 1/2'	Trapeze Chain Length	5 1/2'
3 1/2'	Rings Chain Length	3 1/2'
5 1/2'	Tire Swing Chain Length	5 1/2'
5 hours	Estimated Install Time	5 hours
18 bags	Estimated Cement Required	20 bags
28" x 20" x 24" D	Ladder Hole Dimensions	28" x 20" x 24" D
18" x 12" D	A-Frame Leg Hole Dimensions	18" x 12" D
n/a	Third Leg Hole Dimensions	18" x 18" D

playground At-a-Glance



SS47

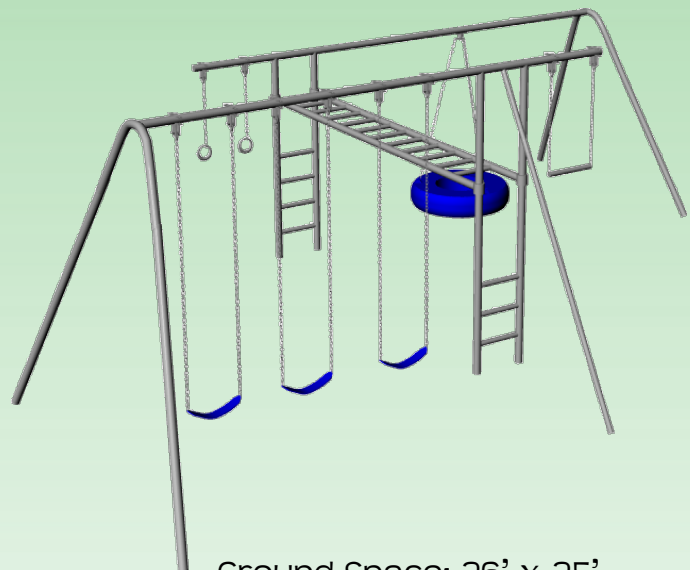


- 8' Swing Height
- Molded Plastic Tire*
- Standard Tire Swing Hanger
- Aluminum Round Rings
- Super Grip Trapeze Bar
- Three Polymer Strap Seats*
- Poly Coated Chains*
- Brass Bushing Swing Hangers
- Adjustable Height Horizontal Ladder
- *Color Options: Blue or Green

Ground Space: 26' x 25'
Residential Play Space: 30' x 32'

SS47-10

- 10' Swing Height
- 8' Tire Swing & Rings Height
- Molded Plastic Tire*
- Standard Tire Swing Hanger
- Aluminum Round Rings
- Super Grip Trapeze Bar
- Three Polymer Strap Seats*
- Poly Coated Chains*
- Brass Bushing Swing Hangers
- Adjustable Height Horizontal Ladder
- Third Leg
- *Color Options: Blue or Green



Ground Space: 26' x 25'
Residential Play Space: 30' x 34'